

LEDVANCE DOWNLIGHT LED

LED downlight luminaires



Areas of application

- Direct replacement for luminaires with compact fluorescent lamps
- General illumination
- Public areas
- Stairways
- Corridors
- Foyers
- Shops

Product benefits

- High luminous efficacy
- Direct replacement for compact fluorescent lamp downlights
- Energy savings up to 60 % (compared to luminaires that use CFL lamps)
- Very homogenous light
- Functional design
- Easy installation with fast connection
- External driver for extended flexibility (compatible with selected DALI drivers)

Product features

- Diameter of required ceiling cut-out: 150 mm or 200 mm (depending on version)
- Type of protection: IP20
- Lifetime (L70/B50): up to 30,000 h (at 25 °C)



Product family datasheet

Technical data

	Electrical data				Photometrical data				Light technical data	Dimensions & weight
Product description	Operating mode	Nominal wattage	Nominal voltage	Mains frequency	Color temperature	Luminous flux	Light color (designation)	Color rendering index Ra	Beam angle	Diameter
DOWNLIGHT LED 150 14 W 3000 K WT	Electronic control gear (EVG)	14.00 W	220...240 V	50/60 Hz	3000 K	1310 lm	Warm White	>80	95.00 °	160.0 mm
DOWNLIGHT LED 150 14 W 4000 K WT	Electronic control gear (EVG)	14.00 W	220...240 V	50/60 Hz	4000 K	1360 lm	Cool White	>80	95.00 °	160.0 mm
DOWNLIGHT LED 150 14 W 6500 K WT	Electronic control gear (EVG)	14.00 W	220...240 V	50/60 Hz	6500 K	1360 lm	Cool Daylight	>80	95.00 °	160.0 mm
DOWNLIGHT LED 200 25 W 3000 K WT	Electronic control gear (EVG)	25.00 W	220...240 V	50/60 Hz	3000 K	2220 lm	Warm White	>80	100.00 °	220.0 mm
DOWNLIGHT LED 200 25 W 4000 K WT	Electronic control gear (EVG)	25.00 W	220...240 V	50/60 Hz	4000 K	2340 lm	Cool White	>80	100.00 °	220.0 mm
DOWNLIGHT LED 200 25 W 6500 K WT	Electronic control gear (EVG)	25.00 W	220...240 V	50/60 Hz	6500 K	2440 lm	Cool Daylight	>80	100.00 °	220.0 mm
DOWNLIGHT LED 200 35 W 3000 K WT	Electronic control gear (EVG)	35.00 W	220...240 V	50/60 Hz	3000 K	3150 lm	Warm White	>80	100.00 °	220.0 mm
DOWNLIGHT LED 200 35 W 4000 K WT	Electronic control gear (EVG)	35.00 W	220...240 V	50/60 Hz	4000 K	3325 lm	Cool White	>80	100.00 °	220.0 mm
DOWNLIGHT LED 200 35 W 6500 K WT	Electronic control gear (EVG)	35.00 W	220...240 V	50/60 Hz	6500 K	3500 lm	Cool Daylight	>80	100.00 °	220.0 mm

			Colors & materials			Temperatures & operating conditions	Lifespan	Capabilities
Product description	Height	Mounting diameter	Body material	Product color	Cover material	Ambient temperature range	Lifespan	Dimmable
DOWNLIGHT LED 150 14 W 3000 K	59.5 mm	150 mm	Aluminum	White	Polymethylmethacr	-20...45 °C	30000 h	No

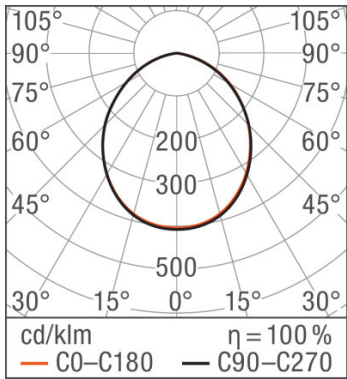
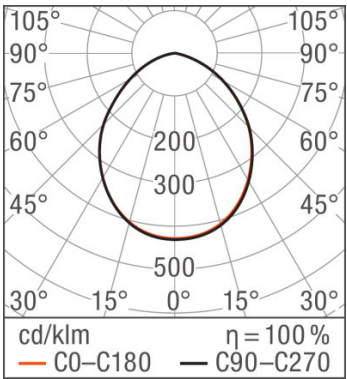
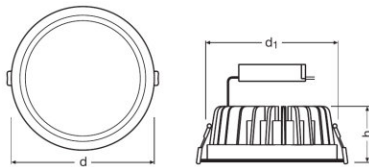
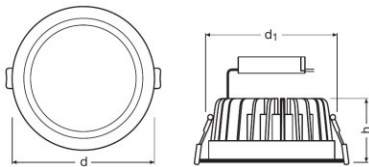
Product family datasheet

			Colors & materials			Temperatures & operating conditions	Lifespan	Capabilities
Product description	Height	Mounting diameter	Body material	Product color	Cover material	Ambient temperature range	Lifespan	Dimmable
WT					ylate (PMMA)			
DOWNLIGHT LED 150 14 W 4000 K WT	59.5 mm	150 mm	Aluminum	White	Polymethylmethacrylate (PMMA)	-20...45 °C	30000 h	No
DOWNLIGHT LED 150 14 W 6500 K WT	59.5 mm	150 mm	Aluminum	White	Polymethylmethacrylate (PMMA)	-20...45 °C	30000 h	No
DOWNLIGHT LED 200 25 W 3000 K WT	67.0 mm	200 mm	Aluminum	White	Polymethylmethacrylate (PMMA)	-20...45 °C	30000 h	No
DOWNLIGHT LED 200 25 W 4000 K WT	67.0 mm	200 mm	Aluminum	White	Polymethylmethacrylate (PMMA)	-20...45 °C	30000 h	No
DOWNLIGHT LED 200 25 W 6500 K WT	67.0 mm	200 mm	Aluminum	White	Polymethylmethacrylate (PMMA)	-20...45 °C	30000 h	No
DOWNLIGHT LED 200 35 W 3000 K WT	67.0 mm	200 mm	Aluminum	White	Polymethylmethacrylate (PMMA)	-20...40 °C		No
DOWNLIGHT LED 200 35 W 4000 K WT	67.0 mm	200 mm	Aluminum	White	Polymethylmethacrylate (PMMA)	-20...45 °C		No
DOWNLIGHT LED 200 35 W 6500 K WT	67.0 mm	200 mm	Aluminum	White	Polymethylmethacrylate (PMMA)	-20...45 °C		No

		Certificates & standards		
Product description	Type of connection	Protection class	Type of protection	Protection class IK (shock resistance)
DOWNLIGHT LED 150 14 W 3000 K WT	Terminal, 2-pin	II	IP20	IK02
DOWNLIGHT LED 150 14 W 4000 K WT	Terminal, 2-pin	II	IP20	IK02
DOWNLIGHT LED 150 14 W 6500 K WT	Terminal, 2-pin	II	IP20	IK02

Product family datasheet

Product description	Type of connection	Certificates & standards		
		Protection class	Type of protection	Protection class IK (shock resistance)
DOWNLIGHT LED 200 25 W 3000 K WT	Terminal, 2-pin	II	IP20	IK02
DOWNLIGHT LED 200 25 W 4000 K WT	Terminal, 2-pin	II	IP20	IK02
DOWNLIGHT LED 200 25 W 6500 K WT	Terminal, 2-pin	II	IP20	IK02
DOWNLIGHT LED 200 35 W 3000 K WT		II	IP20	IK02
DOWNLIGHT LED 200 35 W 4000 K WT		II	IP20	IK02
DOWNLIGHT LED 200 35 W 6500 K WT		II	IP20	IK02



Product family datasheet

DOWNLIGHT LED 150 14 W 3000 K WT, DOWNLIGHT LED 150 14 W 4000 K WT, DOWNLIGHT LED 150 14 W 6500 K WT

DOWNLIGHT LED 200 25 W 3000 K WT, DOWNLIGHT LED 200 25 W 4000 K WT, DOWNLIGHT LED 200 25 W 6500 K WT, DOWNLIGHT LED 200 35 W 3000 K WT, DOWNLIGHT LED 200 35 W 4000 K WT, DOWNLIGHT LED 200 35 W 6500 K WT

DOWNLIGHT LED 150 14 W 4000 K WT

DOWNLIGHT LED 200 25 W 4000 K WT

Application advice

For more detailed application information and graphics please see product datasheet.

Logistical Data

Product code	Product description	Packaging unit (Pieces/Unit)	Dimensions (length x width x height)	Volume	Gross weight
4058075000001	DOWNLIGHT LED 150 14 W 3000 K WT	Shipping carton box 18	545 mm x 370 mm x 345 mm	69.57 dm ³	14181.00 g
4058075000025	DOWNLIGHT LED 150 14 W 4000 K WT	Shipping carton box 18	545 mm x 370 mm x 345 mm	69.57 dm ³	14063.00 g
4058075000049	DOWNLIGHT LED 150 14 W 6500 K WT	Shipping carton box 18	545 mm x 370 mm x 345 mm	69.57 dm ³	14210.00 g
4058075000063	DOWNLIGHT LED 200 25 W 3000 K WT	Shipping carton box 8	470 mm x 470 mm x 250 mm	55.23 dm ³	11609.00 g
4058075000087	DOWNLIGHT LED 200 25 W 4000 K WT	Shipping carton box 8	470 mm x 470 mm x 250 mm	55.23 dm ³	11718.00 g
4058075000100	DOWNLIGHT LED 200 25 W 6500 K WT	Shipping carton box 8	470 mm x 470 mm x 250 mm	55.23 dm ³	11805.00 g

Product family datasheet

Product code	Product description	Packaging unit (Pieces/Unit)	Dimensions (length x width x height)	Volume	Gross weight
4058075016323	DOWNLIGHT LED 200 35 W 3000 K WT	Shipping carton box 8	470 mm x 470 mm x 250 mm	55.23 dm ³	11294.00 g
4058075016347	DOWNLIGHT LED 200 35 W 4000 K WT	Shipping carton box 8	470 mm x 470 mm x 250 mm	55.23 dm ³	11435.00 g
4058075016361	DOWNLIGHT LED 200 35 W 6500 K WT	Shipping carton box 8	470 mm x 470 mm x 250 mm	55.23 dm ³	11434.00 g

The mentioned product code describes the smallest quantity unit which can be ordered. One shipping unit can contain one or more single products. When placing an order, for the quantity please enter single or multiples of a shipping unit.

References / Links

For Guarantee see

▶ www.ledvance.com/guarantee

Disclaimer

Subject to change without notice. Errors and omission excepted. Always make sure to use the most recent release.